

MOOD WOOD






MOOD WOOD / HONEY p.18



MOOD WOOD / GREY p.32



MOOD WOOD / NUT p.40



MOOD WOOD / BROWN p.44

MOOD WOOD



colors

MOOD WOOD / WHITE



MOOD WOOD / HONEY




MOOD WOOD / GREY



MOOD WOOD / NUT



MOOD WOOD / BROWN



2 | MOOD WOOD

Transform your residential and commercial project with the elegant look of natural wood with the MOOD WOOD collection by Milestone. Combining a sleek, matte finish with an array of five warm color compositions, MOOD WOOD provides the durability of porcelain tile with the authentic look of wood popular in modern interior design.





CASSETTONE DÉCOR



MOOD WOOD / CASSETTONE DÉCOR #3 p.26

colors

MOOD WOOD / CASSETTONE DÉCOR #1



MOOD WOOD / CASSETTONE DÉCOR #2



MOOD WOOD / CASSETTONE DÉCOR #3



MOOD WOOD / CASSETTONE DÉCOR #4




CASSETTONE DÉCOR

The merging of modern, sophisticated wooden tile with the classic, natural look of wood paneling, Cassettone Décor is a new approach to a contemporary taste. Featuring geometric sequences with multiple shades that pay homage to the essence of furnishing items, Cassettone Décor perfectly provides a peaceful, welcoming feel.

Available in one size (24"x24") and 4 color combinations, the Cassettone Décor can be used by itself or combine with anyone of the 5 colors of Mood Wood Collection.





MOOD WOOD / WHITE

10MOOD WOOD




6"x36" . 8"x48" / WHITE



6"x36". 8"x48" / WHITE . cassettoni Décor 1 24"x24"











16 MOOD WOOD



12"x48" / WHITE OUTDOOR #2

OUTDOOR
#2





MOOD WOOD / HONEY

20MOOD WOOD



8"x48" / HONEY . cassettone Décor 2 24"x24"







OUTDOOR
#2



6"x36" / BROWN . 12"x48" / HONEY OUTDOOR #2




28MOOD WOOD




12"x48" / HONEY OUTDOOR #2

OUTDOOR
#2









MOOD WOOD / GREY

34MOOD WOOD



8"x48" / GREY



36

8"x48" / GREY



38MOOD WOOD



12"x48" / GREY OUTDOOR #2

OUTDOOR
#2



40

MOOD WOOD / NUT

42MOOD WOOD



6"x36" / NUT



A close-up, high-resolution image of a dark brown wood plank surface. The planks are arranged in a staggered pattern, with some running horizontally and others vertically. The wood grain is clearly visible, showing natural variations in color and texture. The lighting is even, highlighting the smooth finish of the wood.

45

MOOD WOOD / BROWN

46 MOOD WOOD



6"x36" / BROWN



SIZES & SHADE VARIATION

48

sizes:

6"x36"

Rectified / Matte



1100803 White
1100804 Honey
1100805 Nut
1100806 Brown
1100807 Grey

8"x48"

Rectified / Matte



1100788 White
1100789 Honey
1100790 Nut
1100791 Brown
1100792 Grey

24"x24"
CASSETTONE DÉCOR
Rectified / Matte



1100839 White / Grey
Cassettone Décor 1



1100840 Honey / Nut
Cassettone Décor 2



1100841 Honey / Nut / Brown
Cassettone Décor 3



1100845 Nut/ Brown
Cassettone Décor 4

OUTDOOR #2

12"x48"

Rectified / Matte



1100818 White
1100819 Honey
1100822 Grey

Colors shown may vary from
actual product.
Final selection should be made
from actual product samples.

mosaics & trim pieces:
12"x15"
Herringbone Mosaic Matte



1100828 White
1100829 Honey
1100830 Nut
1100831 Brown
1100832 Grey

3"x36"
Bullnose / Matte



1100823 White
1100824 Honey
1100825 Nut
1100826 Brown
1100827 Grey



V1

UNIFORM APPEARANCE
Differences among
pieces from the same
production run are
minimal.



V2

SLIGHT VARIATION
Clearly
distinguishable
differences in
texture and/or
pattern with similar
colors.



V3

MODERATE VARIATION
While the colors present
on a single piece of tile
will be indicative of the
colors to be expected on
the other tiles, the amount
of colors on each piece
will vary significantly.



V4

SUBSTANTIAL VARIATION
Random color differences
from tile to tile, so that
one tile may have totally
different colors from that
on other tiles.
Thus, the final
installation will be unique.






15"x12" Herringbone mosaic HONEY .6"x36" / NUT

Technical Specifications

This product meets or exceeds all standards described in ANSI A137.1 & A137.3.

Este producto cumple o excede todos los estandares de ANSI A137.1 & A137.3.

	SPECS	TEST METHOD	INDUSTRY STANDARD	MILE®stone VALUES	
	WATER ABSORPTION	ASTM C373	≤0.5%	≤0.5%	
	SURFACE WEAR RESISTANCE	ANSI A137.1	Surface Wear-resistance properties of glazed vitreous and porcelain tiles.	ALL RESIDENTIAL / COMMERCIAL	
	CHEMICAL RESISTANCE	ASTM C650	A tile sample is placed in continuous contact with a variety of chemicals for 24 hours. Sample must show no visible defects.	NOT AFFECTED	
	D.C.O.F. AcuTest®	ANSI A326.3	INDOOR ≥0.42 WET	≥0.42 WET	
			OUTDOOR >0.55 WET	>0.55 WET 2CM & GRIP	
	STAIN RESISTANCE	ASTM C1378	Surfaces are exposed to staining agents for 24 hours followed by four cleaning procedures. Results are recorded post cleaning.	NOT AFFECTED	
	BREAKING STRENGTH GAUGED PORCELAIN	ASTM C1505	≥175 lbf	≥200 lbf	
	BREAKING STRENGTH	ASTM C648	≥275 lbf	≥300 lbf	
	BREAKING STRENGTH OUTDOOR 2CM	1505	2000 lbf (10.9 kN)	≥2500 lbf	
	RESISTANCE TO FREEZE	ASTM C1026	A tile sample is subjected to repeated processes of freezing and thawing. Sample must show no visible defects.	RESISTANT	
	WARPAGE EDGE	ASTM C485 ASTM C502	±0.40% or ±0.05 in (±1.8 mm)	± 0.40%	Rectified
	WARPAGE DIAGONAL	ASTM C485 ASTM C502	±0.40% or ±0.07 in (±1.8 mm)	± 0.40%	Rectified
	WEDGING	ASTM C485	±0.25% or ±0.03 in (±0.8 mm)	± 0.25%	Rectified
	WARPAGE EDGE	ASTM C485 ASTM C502	±0.50% or ±0.07 in (±1.8 mm)	± 0.50%	Calibrated
	WARPAGE DIAGONAL	ASTM C485 ASTM C499	±0.50% or ±0.08 in (±2.0 mm)	± 0.50%	Calibrated
	WEDGING			± 0.50%	Calibrated
	THICKNESS		Range: ± 0.04 in	≤0.04 in	

- Due to the inherent nature of fired porcelain tile, it is important to note that the coefficient of friction may vary within and between product runs.