

Serifos



Serifos

colors



Serifos / **WHITE**



Serifos / **SILVER**



Serifos / **NOIR**



Available in 12"x24", 12"x12",
3"x12" Listello, along with
coordinating bullnose, mosaics,
and cove base options.





The unique visual appearance have made Serifos a popular choice in architecture and design for thousands of years. This material has been embellishing important buildings and palaces since ancient times and can add a touch of luxury to your home or business with its fractal beauty and effortless sophistication. Serifos is a striking example of this precious stone and is full of depth and movement. Serifos is available in three designer colors and three modular sizes, as well as a variety of mosaics and trims.

6

7

Serifos / *WHITE*









14

15


Serifos / ***SILVER***











Serifos / ***NOIR***





30



12"x12"/NOIR

31





3"x12". listello .12"x24" / **NOIR** Polished



SIZES & SHADE VARIATION

sizes:

12"x24"
Matte / Rectified



1100533 Noir
1100532 Silver
1100531 White

12"x24"
Polished / Rectified



1100536 Noir
1100535 Silver
1100534 White

12"x12"
Matte / Rectified



1100539 Noir
1100538 Silver
1100537 White

12"x12"
Polished / Rectified



1100542 Noir
1100541 Silver
1100540 White

3"x12"
Listello / Polished




1100560 Noir
1100559 Silver
1100558 White

Colors shown may vary from actual product.
Final selection should be made from actual product samples.


mosaics & trim pieces:

12"x12" Mosaic
(36 dot) Matte



1100551 Noir
1100550 Silver
1100549 White

12"x12" Mosaic
(36 dot) Polished



1100554 Noir
1100553 Silver
1100552 White

3"x12" Bullnose
Matte



1100548 Noir
1100547 Silver
1100546 White

3"x12" Bullnose
Polished




1100545 Noir
1100544 Silver
1100543 White

6"x12" Cove Base *special order only
Matte




1100557 Noir
1100556 Silver
1100555 White




V1

UNIFORM APPEARANCE
Differences among pieces from the same production run are minimal.



V2

SLIGHT VARIATION
Clearly distinguishable differences in texture and/or pattern with similar colors.



V3

MODERATE VARIATION
While the colors present on a single piece of tile will be indicative of the colors to be expected on the other tiles, the amount of colors on each piece will vary significantly.












V4

SUBSTANTIAL VARIATION
Random color differences from tile to tile, so that one tile may have totally different colors from that on other tiles. Thus, the final installation will be unique.



Technical Specifications

This product meets or exceeds all standards described in ANSI A137.1 & A137.3.
Este product cumple o exceed todos los estandares de ANSI A137.1 & A137.3.

	SPECS	TEST METHOD	INDUSTRY STANDARD	MILE®stone VALUES	
	WATER ABSORPTION	ASTM C373	≤0.5%	≤0.5%	
	SURFACE WEAR RESISTANCE	ANSI A137.1	Surface Wear-resistance properties of glazed vitreous and porcelain tiles.	ALL RESIDENTIAL / COMMERCIAL	
	CHEMICAL RESISTANCE	ASTM C650	A tile sample is placed in continuous contact with a variety of chemicals for 24 hours. Sample must show no visible defects.	NOT AFFECTED	
	D.C.O.F. AcuTest®	ANSI A326.3	INDOOR ≥0.42 WET	≥0.42 WET	
			OUTDOOR >0.55 WET	>0.55 WET 2CM & GRIP	
	STAIN RESISTANCE	ASTM C137 8	Surfaces are exposed to staining agents for 24 hours followed by four cleaning procedures. Results are recorded post cleaning.	NOT AFFECTED	
	BREAKING STRENGTH GAUGED PORCELAIN	ASTM C1505	≥175 lbf	≥200 lbf	
	BREAKING STRENGTH	ASTM C648	≥275 lbf	≥300 lbf	
	BREAKING STRENGTH OUTDOOR 2CM	ASTM 1505	2000 lbf (10.9 kN)	≥2500 lbf	
	RESISTANCE TO FREEZE	ASTM C1026	A tile sample is subjected to repeated processes of freezing and thawing. Sample must show no visible defects.	RESISTANT	
	WARPAGE EDGE	ASTM C485	±0.40% or ±0.05 in (±1.8 mm)	± 0.40%	Rectified
	WARPAGE DIAGONAL	ASTM C485	±0.40% or ±0.07 in (±1.8 mm)	± 0.40%	Rectified
	WEDGING	ASTM C502	±0.25% or ±0.03 in (±0.8 mm)	± 0.25%	Rectified
	WARPAGE EDGE	ASTM C485	±0.50% or ±0.07 in (±1.8 mm)	± 0.50%	Calibrated
	WARPAGE DIAGONAL	ASTM C485	±0.50% or ±0.07 in (±1.8 mm)	± 0.50%	Calibrated
	WEDGING	ASTM C502	±0.50% or ±0.08 in (±2.0 mm)	± 0.50%	Calibrated
	THICKNESS	ASTM C499	Range: ± 0.04 in	≤0.04 in	

• Due to the inherent nature of fired porcelain tile, it is important to note that the coefficient of friction may vary within and between product runs.



35-02 Northern Boulevard, Long Island City, N.Y. 11101

www.hometilecenterofny.com

(718) 361-9401