


Symi





Symi / **WHITE** p.4



Symi / **LIGHT GREY** p.14



Symi / **BEIGE** p.10



Symi / **DARK GREY** p.20

Symi



colors

Symi / **WHITE**



Symi / **BEIGE**




Symi / **LIGHT GREY**



Symi / **DARK GREY**



The desire to bring an edgy, urban and aesthetically neo-industrial porcelain tile to the table propelled us forward while creating Symi. Concrete is everywhere; we walk, drive and dance on it but seeing it so frequently has erased its significance from our minds. Although we may love the minimalistic and inner-city look of concrete, the concrete industry is a top contributor of carbon dioxide, a significant greenhouse gas and that does not align with our Symi values. A genuine and passionate concern for the world we live in and the way we treat it has always been our major defining characteristic. Symi is comprised of 40% recycled content, is made from locally sourced, natural materials and contains no VOCs, PVC or Formaldehyde, commonly found in other flooring options. Available in four designer colors, Symi also includes mosaic and trim options.



5


Symi / *WHITE*













12

Symi



12"x24" / **BEIGE**








15


Symi / ***LIGHT GREY***











Symi / ***DARK GREY***

22 | **Symi**



12"x24" / **DARK GREY**







SIZES & SHADE VARIATION

28

sizes:

12"x24"

Pressed



1101796 White
1101797 Light Grey
1101798 Dark Grey
1101799 Beige

Colors shown may vary from
actual product.
Final selection should be made
from actual product samples.

mosaics & trim pieces:

12"x12"

Mosaic (36 dot)

2"x2"

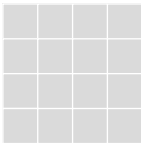


- 1101812 White
- 1101813 Light Grey
- 1101814 Dark Grey
- 1101815 Beige

3"x24" Bullnose




- 1101808 White
- 1101809 Light Grey
- 1101810 Dark Grey
- 1101811 Beige




V1

UNIFORM
APPEARANCE
Differences among pieces
from the same production run
are minimal.




V2

SLIGHT VARIATION
Clearly distinguishable
differences in texture
and/or pattern with
similar colors.



V3

MODERATE VARIATION
While the colors present on
a single piece of tile will be
indicative of the colors to be
expected on the other tiles,
the amount of colors on each
piece will vary significantly.



V4

SUBSTANTIAL VARIATION
Random color differences from
tile to tile, so that one tile may
have totally different colors from
that on other tiles. Thus, the final
installation will be unique.



Technical Specifications

This product meets or exceeds all standards described in ANSI A137.1 & A137.3.
Este producto cumple o excede todos los estandares de ANSI A137.1 & A137.3.

	SPECS	TEST METHOD	INDUSTRY STANDARD	MILE®stone VALUES	
	WATER ABSORPTION	ASTM C373	≤0.5%	≤0.5%	
	SURFACE WEAR RESISTANCE	ANSI A137.1	Surface Wear-resistance properties of glazed vitreous and porcelain tiles.	ALL RESIDENTIAL / COMMERCIAL	
	CHEMICAL RESISTANCE	ASTM C650	A tile sample is placed in continuous contact with a variety of chemicals for 24 hours. Sample must show no visible defects.	NOT AFFECTED	
	D.C.O.F. AcuTest®	ANSI A326.3	INDOOR ≥0.42 WET	≥0.42 WET	
			OUTDOOR >0.55 WET	>0.55 WET 2CM & GRIP	
	STAIN RESISTANCE	ASTM C1378	Surfaces are exposed to staining agents for 24 hours followed by four cleaning procedures. Results are recorded post cleaning.	NOT AFFECTED	
	BREAKING STRENGTH GAUGED PORCELAIN	ASTM C1505	≥175 lbf	≥200 lbf	
	BREAKING STRENGTH	ASTM C648	≥275 lbf	≥300 lbf	
	BREAKING STRENGTH OUTDOOR 2CM	ASTM 1505	2000 lbf (10.9 kN)	≥2500 lbf	
	RESISTANCE TO FREEZE	ASTM C1026	A tile sample is subjected to repeated processes of freezing and thawing. Sample must show no visible defects.	RESISTANT	
	WARPAGE EDGE	ASTM C485	±0.40% or ±0.05 in (±1.8 mm)	± 0.40%	Rectified
	WARPAGE DIAGONAL	ASTM C485	±0.40% or ±0.07 in (±1.8 mm)	± 0.40%	Rectified
	WEDGING	ASTM C502	±0.25% or ±0.03 in (±0.8 mm)	± 0.25%	Rectified
	WARPAGE EDGE	ASTM C485	±0.50% or ±0.07 in (±1.8 mm)	± 0.50%	Calibrated
	WARPAGE DIAGONAL	ASTM C485	±0.50% or ±0.07 in (±1.8 mm)	± 0.50%	Calibrated
	WEDGING	ASTM C502	±0.50% or ±0.08 in (±2.0 mm)	± 0.50%	Calibrated
	THICKNESS	ASTM C499	Range: ± 0.04 in	≤0.04 in	

- Due to the inherent nature of fired porcelain tile, it is important to note that the coefficient of friction may vary within **and between product runs**.



35-02 Northern Boulevard, Long Island City, N.Y. 11101

www.hometilecenterofny.com

(718) 361-9401